







Short-term forecast

Station averages

	 °F	 %	 inHg	 mph	 in/h	 °F
20 Nov	0.0 / 0.0		0.00	0.0		0.0 / 0.0
21 Nov	0.0 / 0.0		0.00	0.0		0.0 / 0.0
22 Nov	0.0 / 0.0		0.00	0.0		0.0 / 0.0
23 Nov	0.0 / 0.0		0.00	0.0		0.0 / 0.0
24 Nov	0.0 / 0.0		0.00	0.0		0.0 / 0.0
25 Nov	0.0 / 0.0		0.00	0.0		0.0 / 0.0
26 Nov	0.0 / 0.0		0.00	0.0		0.0 / 0.0
27 Nov	0.0 / 0.0		0.00	0.0		0.0 / 0.0
28 Nov	0.0 / 0.0		0.00	0.0		0.0 / 0.0

Station extremes

	 °F	 %	 inHg	 mph	 mph	 in/h	 °F
20 Nov	46.6 2018	96.0 2018	30.14 2017	8.7 2017	16.1 2017	0.05 2018	42.6 2018
	29.7 2017	51.0 2017	29.89 2017, 2018	-	-	-	24.9 2017
21 Nov	59.7 2017	95.0 2017	30.31 2018	9.7 2017	17.9 2017	0.00 2017, 2018	50.7 2017
	21.2 2018	27.0 2017	29.95 2017	-	-	-	14.0 2018
22 Nov	43.2 2017	98.0 2017	30.66 2018	9.7 2017	21.9 2018	0.01 2017	38.5 2017
	9.1 2018	44.2 2018	29.94 2017	-	-	-	2.7 2018
23 Nov	41.7 2017	88.0 2018	30.67 2018	7.9 2017	14.1 2018	0.00 2017, 2018	33.4 2017
	5.5 2018	24.2 2018	30.07 2017	-	-	-	-1.0 2018
24 Nov	51.4 2017	95.0 2017, 2018	30.31 2018	6.6 2017	10.9 2017	0.68 2018	44.3 2017
	19.0 2018	32.0 2017	29.73 2018	-	-	-	13.5 2018
25 Nov	58.8 2017	96.0 2018	29.95 2018	8.2 2017	15.0 2017	0.00 2017, 2018	51.4 2017
	27.9 2017	38.1 2017	29.70 2017	-	-	-	23.0 2017
26 Nov	49.3 2018	98.0 2018	30.09 2017	7.8 2017	17.9 2017	0.40 2018	46.7 2018
	26.2 2017	45.0 2017	29.46 2018	-	-	-	21.6 2017
27 Nov	52.5 2017	93.0 2018	30.32 2017	7.9 2017	16.1 2017	0.12 2018	47.0 2017
	28.2 2017	37.8 2017	29.45 2018	-	-	-	23.3 2017
28 Nov	56.7 2017	96.0 2017	30.43 2017	7.3 2017	21.9 2018	0.00 2017, 2018	51.1 2017
	24.1 2017	44.0 2017	29.52 2018	-	-	-	19.3 2017

Almanac

